




BYD CHESS Power Off Procedure

Before Power Cycle:

- Tools Needed: Key to cabinet, screwdriver, PPE
- Ensure System has been remotely shut down for 15 minutes before powering off. You can confirm this on site by seeing that the PCS indicators are either yellow or off.
- To be performed by qualified personnel only

To turn OFF the BESS:

1. Flip the BFC switch into the OFF position.
2. Flip the BMS switch into the OFF position.
3. Turn the BMS handle into the OFF position.
4. Flip all breakers in the bottom right side into OFF position starting top to bottom.
5. Turn the top PCS handle into the OFF position.
6. Turn the bottom PCS handle into the OFF position.
7. Turn off the main junction box into OFF position.
8. Turn the breakers in position #8 into the OFF position.
9. Turn the breakers inside the distribution box (inside location #7) into the OFF position.



BYD CHESS Power On Procedure

Before Power Cycle:

- Tools Needed: Key to cabinet, screwdriver, PPE
- Ensure System has been remotely shut down for 15 minutes before powering off. You can confirm this on site by seeing that the PCS indicators are either yellow or off.
- To be performed by qualified personnel only

To turn ON the BESS:

1. Turn the breakers inside the distribution box (inside location #3) into the ON position.
2. Turn the breakers in position #2 into the ON position.
3. Turn on the main junction box.
4. Turn the bottom PCS handle into the ON position.
5. Turn the top PCS handle into the ON position.
6. Flip all breakers in the bottom right side into ON position starting top to bottom.
7. Turn the BMS handle into the ON position
8. Flip the BMS switch into the ON position.
9. Flip the BFC switch lastly into the ON position.

